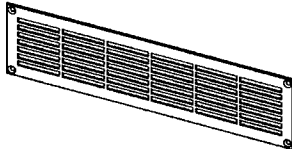
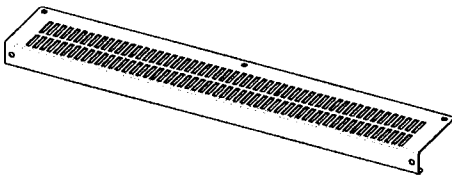



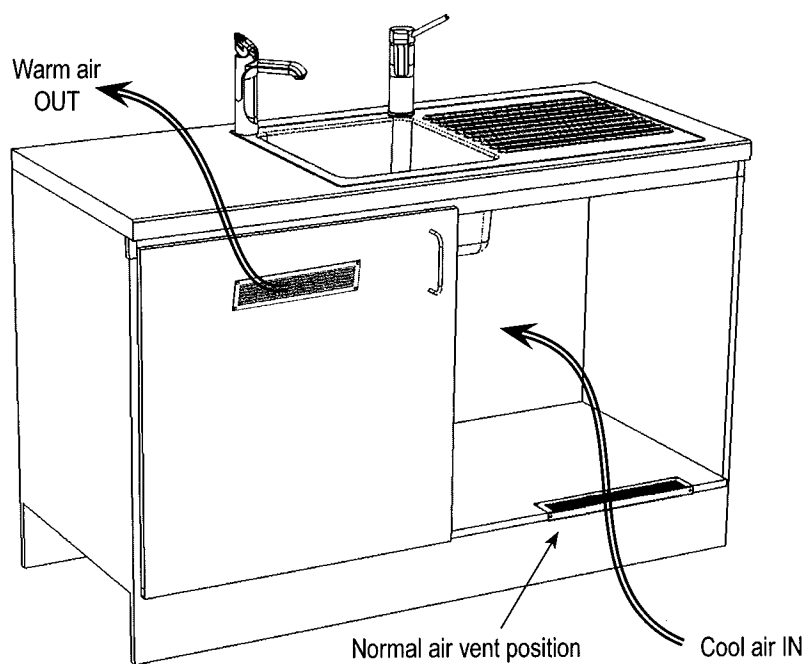
Ventilation Grille Kit

Kit Components

Door outlet vent	
Air Inlet vent	
Screws	

Airflow through the cupboard

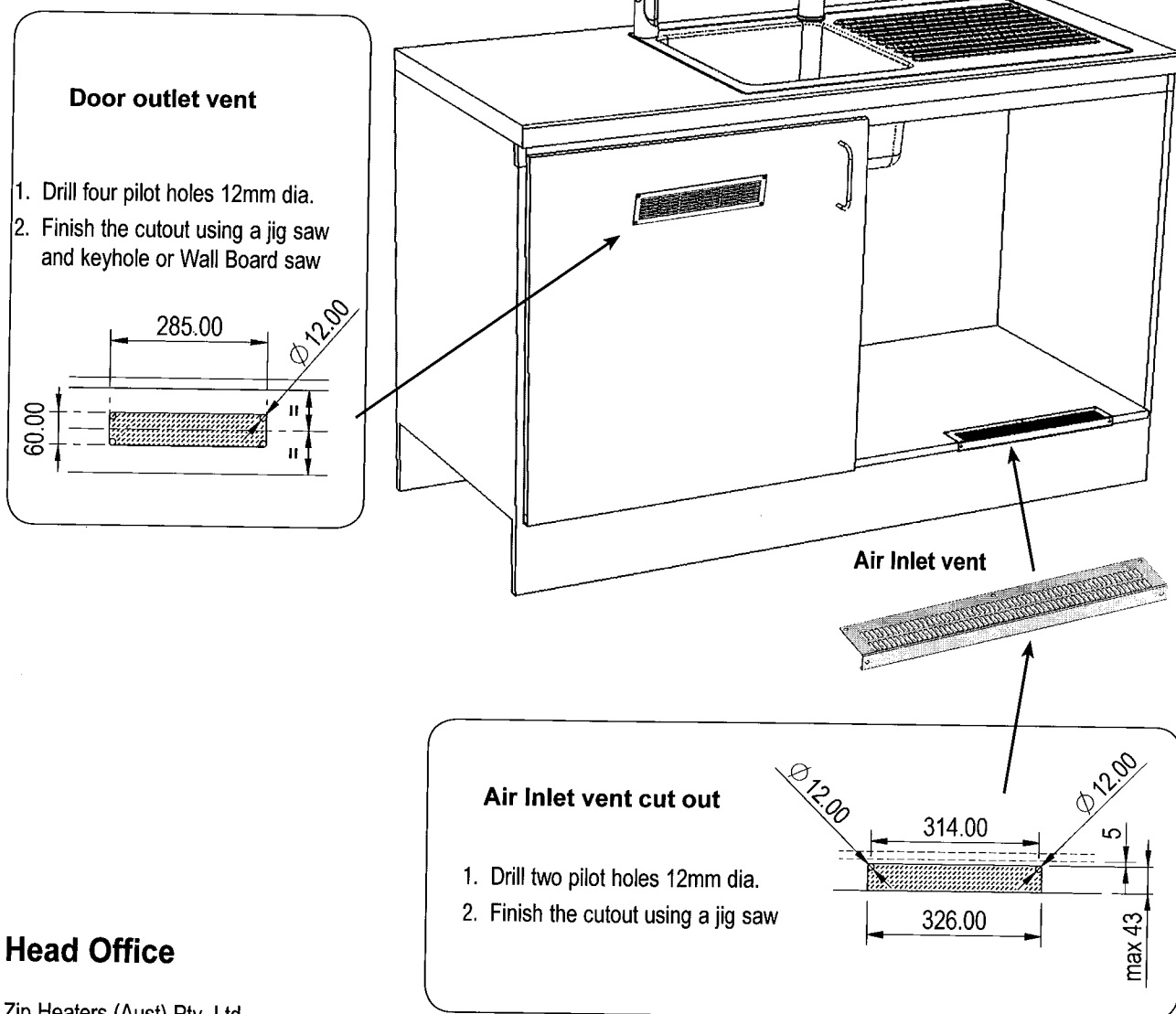
Air temperatures inside the cupboard should be between 5°C - 35°C. This kit will assist in maintaining the correct operating temperatures. If operating temperatures are outside of this range then contact your nearest Zip service centre.



Ventilation Grille Kit

1. Mark out and cut the Air Inlet and Door outlet holes as shown
2. Ensure the air inlet vent and air outlet vent are positioned at opposite ends of the same cupboard space.
3. Fit the inlet vent, as shown and secure with 5 screws
4. Fit the outlet vent, as shown in the hottest part (top) of the cupboard and secure with 4 screws

Typical installation



Head Office

Zip Heaters (Aust) Pty. Ltd.
 ABN: 46 000 578 727
 67 Allingham Street
 Condell Park NSW 2200
 Postal: Locked Bag 80
 Bankstown 1885 Australia

Website: www.zipheaters.com
 Facsimile: (02) 9796 3858
 Telephone: (02) 9796 3100
 Free Call: 1 800 638 633

As Zip policy is one of continuous product improvement, changes to specifications may be made without prior notice. Images in this booklet have been modified and may not be true representations of the finished goods.

Zip®